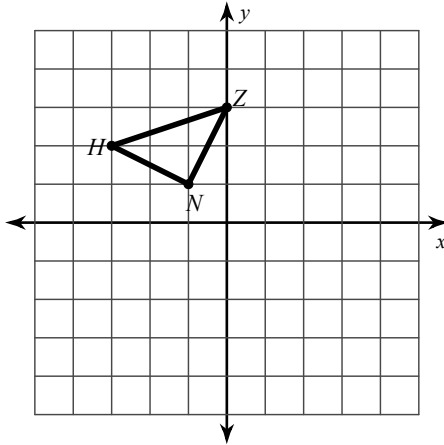


Geometry A Review

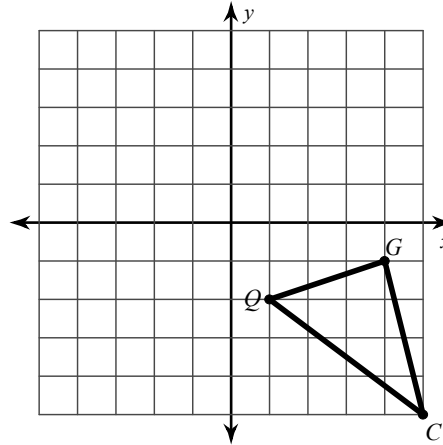
© 2012 Kuta Software LLC. All rights reserved.

Find the coordinates of the vertices of each figure after the given transformation.

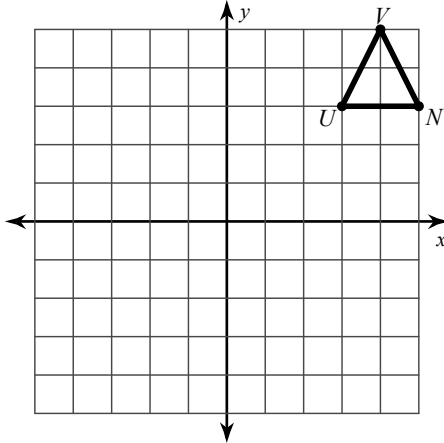
1) rotation 180° about the origin



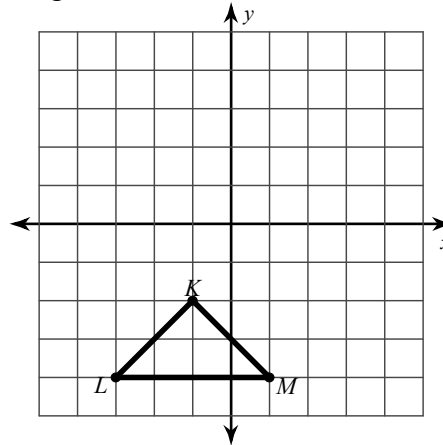
2) translation: 3 units left and 2 units up



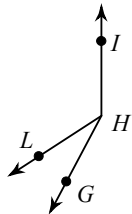
3) reflection across $x = 4$



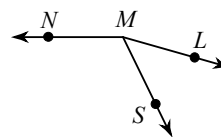
4) rotation 90° counterclockwise about the origin



5) $m\angle GHI = 152^\circ$, $m\angle LHI = 16x + 11$,
and $m\angle GHL = 4x + 1$. Find $m\angle LHI$.

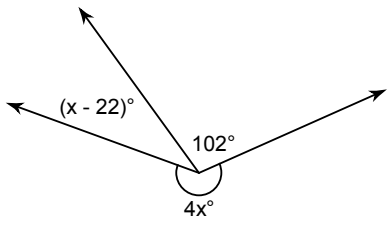


6) Find $m\angle LMN$ if $m\angle LMS = 7x + 6$,
 $m\angle SMN = 116^\circ$, and $m\angle LMN = 26x + 8$.

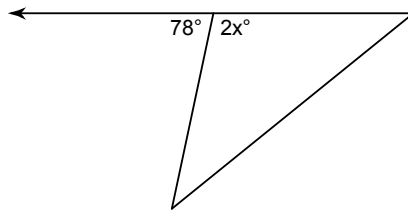


Find the value of x.

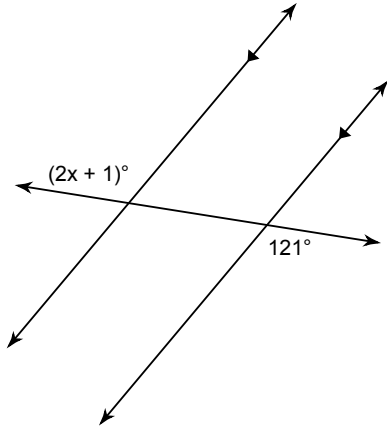
7)



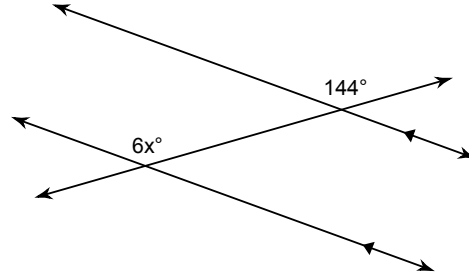
8)



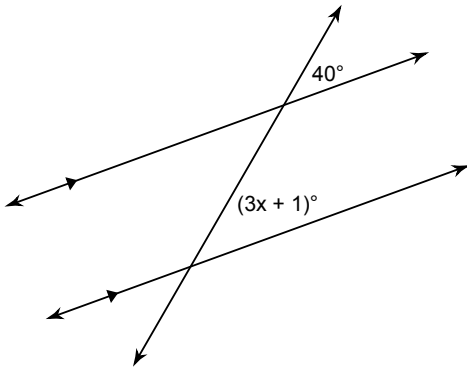
9)



10)

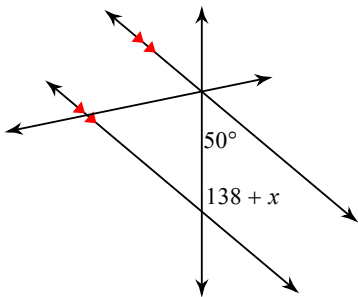


11)

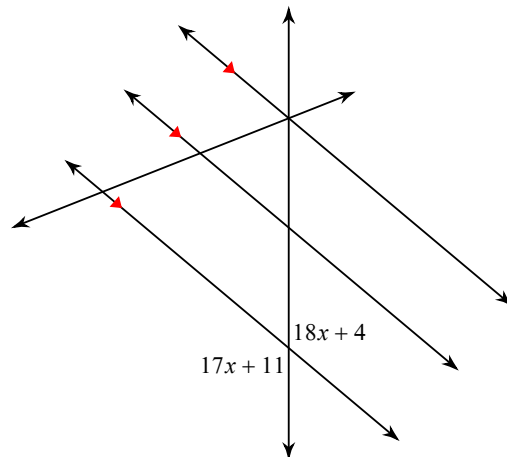


Solve for x.

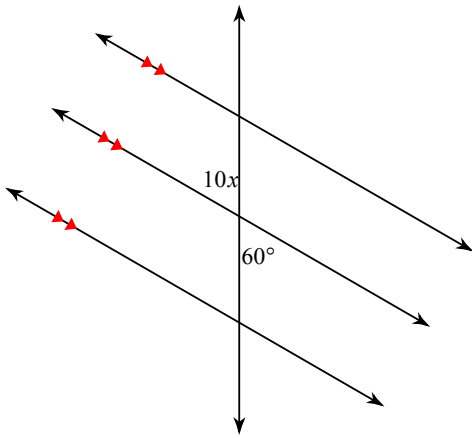
12)



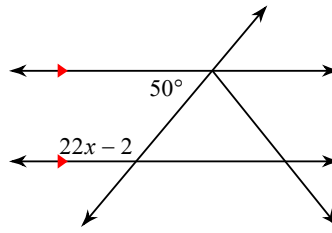
13)



14)



15)



Find the midpoint of the line segment with the given endpoints.

16) $(9, 10), (4, -4)$

17) $(-4, -2), (8, 10)$

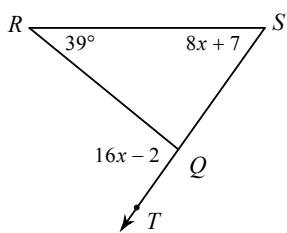
Find the distance between each pair of points. Round your answer to the nearest tenth, if necessary.

18) $(-6, -4), (6, 2)$

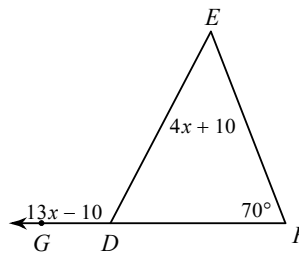
19) $(-5, -3), (-7, 3)$

Solve for x .

20)

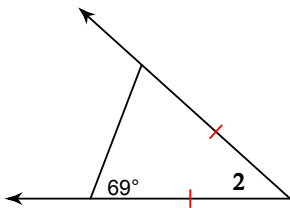


21)

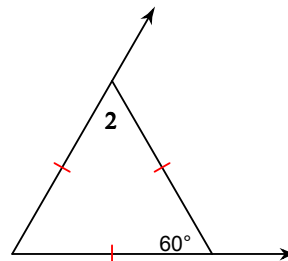


Find the value of x .

22) $m\angle 2 = x + 49$



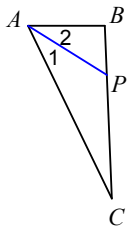
23) $m\angle 2 = 7x + 4$



Each figure shows a triangle with one of its angle bisectors.

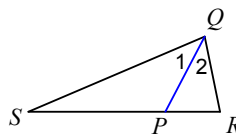
24) $m\angle I = 4x - 4$ and $m\angle CAB = 1 + 7x$.

Find x .



25) $m\angle I = 3 + 12x$ and $m\angle SQR = 25x + 3$.

Find x .



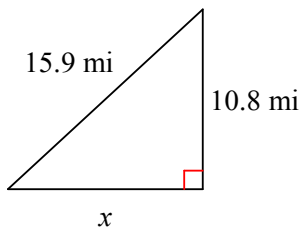
Two sides of a triangle have the following measures. Find the range of possible measures for the third side.

26) 8, 9

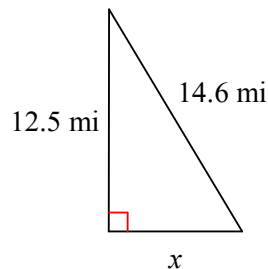
27) 11, 7

Find the missing side of each triangle. Round your answers to the nearest tenth if necessary.

28)

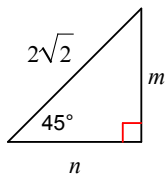


29)

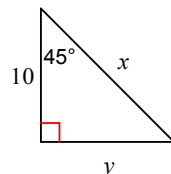


Find the missing side lengths. Leave your answers as radicals in simplest form.

30)

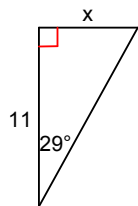


31)

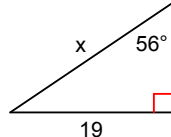


Find the missing side. Round to the nearest tenth.

32)

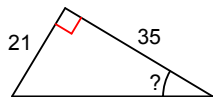


33)



Find the measure of the indicated angle to the nearest degree.

34)



35)

