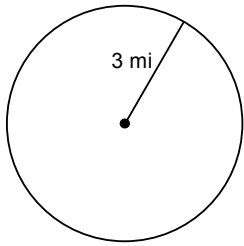


# Circle Review: Length and Area

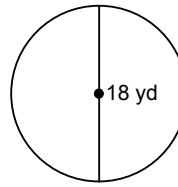
© 2012 Kuta Software LLC. All rights reserved.

**Find the area of each. Use your calculator's value of  $\pi$ . Round your answer to the nearest tenth.**

1)

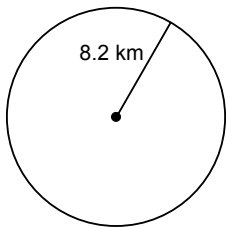


2)

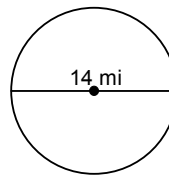


**Find the circumference of each circle. Use your calculator's value of  $\pi$ . Round your answer to the nearest tenth.**

3)

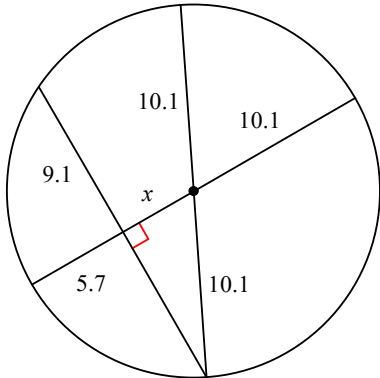


4)

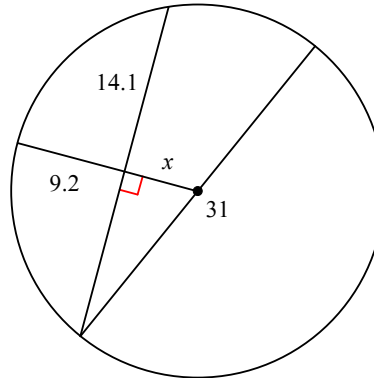


**Find the length of the segment indicated. Round your answer to the nearest tenth if necessary.**

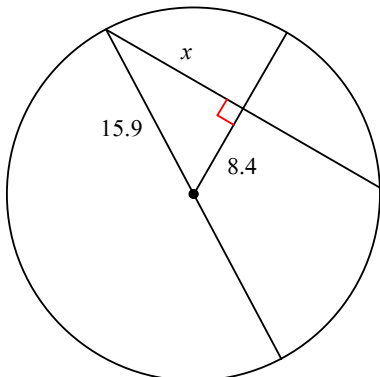
5)



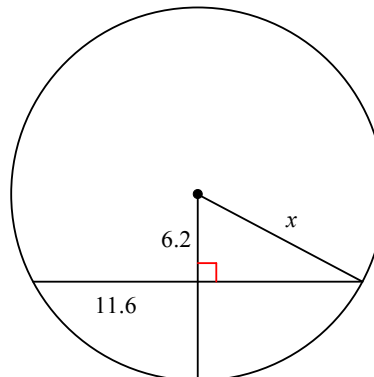
6)



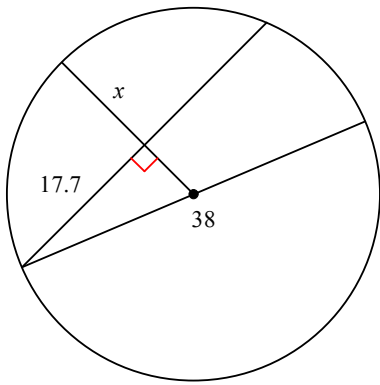
7)



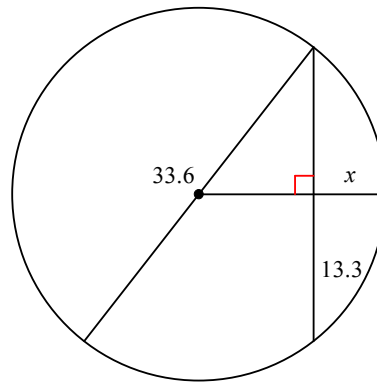
8)



9)

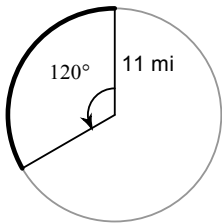


10)

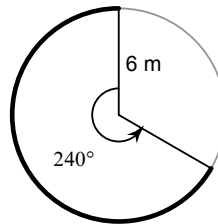


**Find the length of each arc. Round your answers to the nearest tenth.**

11)

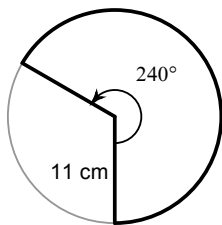


12)

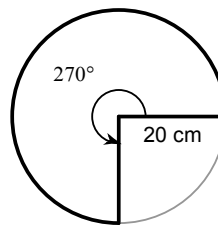


**Find the area of each sector. Round your answers to the nearest tenth.**

13)

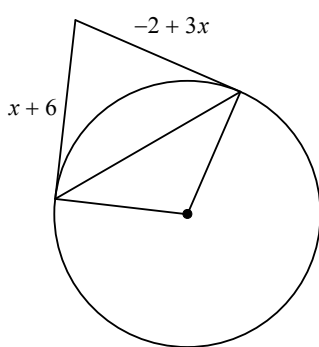


14)

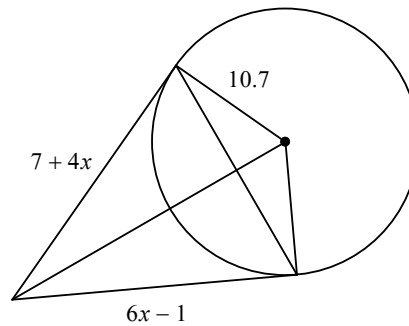


**Solve for  $x$ . Assume that lines which appear to be tangent are tangent.**

15)

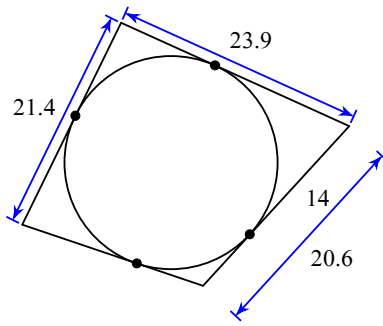


16)

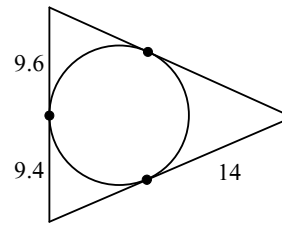


Find the perimeter of each polygon. Assume that lines which appear to be tangent are tangent.

17)

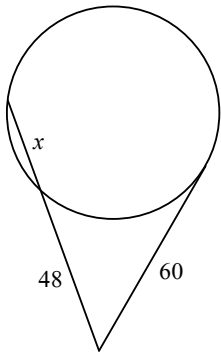


18)

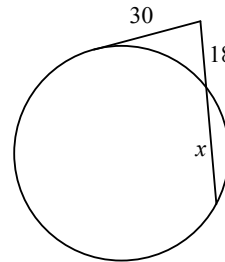


Solve for  $x$ . Assume that lines which appear tangent are tangent.

19)

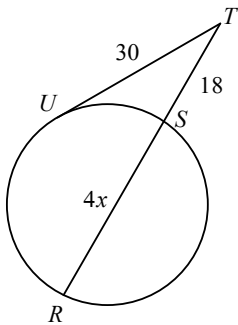


20)

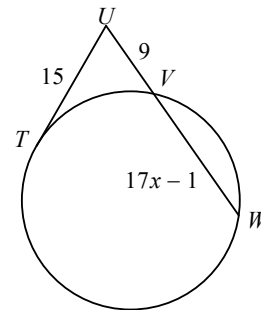


Find the measure of the line segment indicated. Assume that lines which appear tangent are tangent.

21) Find  $TR$

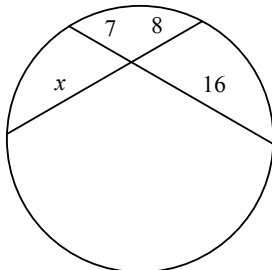


22) Find  $UW$

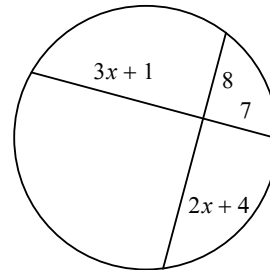


Solve for  $x$ . Assume that lines which appear tangent are tangent.

23)

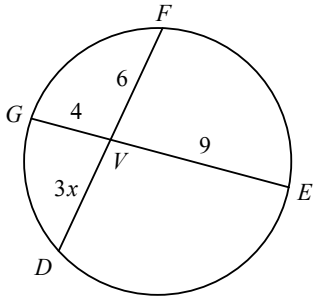


24)

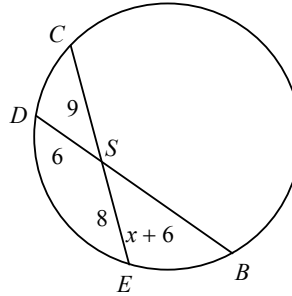


Find the measure of the line segment indicated. Assume that lines which appear tangent are tangent.

25) Find  $VD$

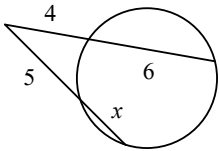


26) Find  $DB$

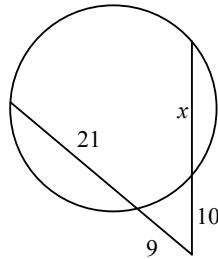


Solve for  $x$ . Assume that lines which appear tangent are tangent.

27)

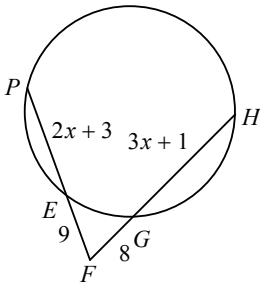


28)



Find the measure of the line segment indicated. Assume that lines which appear tangent are tangent.

29) Find  $HF$



30) Find  $KL$

